



# i-SECURE

## Product Handling Instructions for the Immunomodulatory Agents Imnovid<sup>®</sup> (Pomalidomide)

This educational material is part of the marketing authorization and has been approved by the SFDA in August 2023

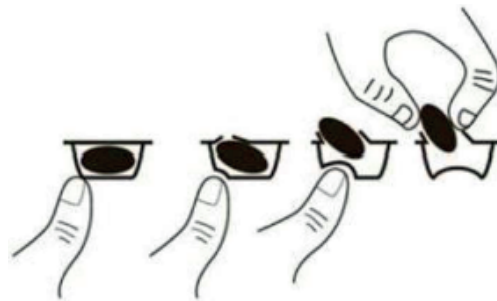
### Points to consider for handling the medicinal product: for healthcare professionals, patients, family members, and caregivers

Do not share the immunomodulatory agent with anyone else, even if they have similar symptoms. Store them safely so that no-one else can take them by accident, and keep them out of reach of children.

Keep the blisters with the capsules in the original pack.

Capsules can occasionally become damaged when pressing them out of the blister, especially when the pressure is put onto the middle of the capsule. Capsules should not be pressed out of the blister by putting pressure on the middle. The pressure should be located at one site only, which reduces the risk of the capsule deforming or breaking (see figure below).

Healthcare professionals, family members, and caregivers should wear disposable gloves when handling the blister or capsule. Remove gloves carefully to prevent skin exposure. Place in a sealable plastic polyethylene bag. Dispose of any unused medication according to local regulations. Hands should then be washed thoroughly with soap and water. Refer below for further guidance.



### When handling the medicinal product, use the following precautions to prevent potential exposure if you are a healthcare professional, family member and/or caregiver

- If you are a woman who is pregnant or suspect that you may be pregnant, you should not handle the blister or capsule.
- Wear disposable gloves when handling product and/or packaging (i.e., blister or capsule).
- Use proper technique when removing gloves to prevent potential skin exposure (see below).
  - Place gloves in sealable plastic polyethylene bag and dispose according to local requirements.
- Wash hands thoroughly with soap and water after removing gloves.

### If a drug product package looks visibly damaged, use the following extra precautions to prevent exposure

- If outer carton is visibly damaged – **do not open**.
- If blister strips are damaged or leaking or capsules look damaged or leaking, close **outer carton immediately**.
- Place the product inside a sealable plastic polyethylene bag.
- Dispose of any unused medication according to local regulations.


**If product is released or spilled, take proper precautions to minimize exposure by using appropriate personal protection**

- If capsules are crushed or broken, dust containing drug substance may be released. Avoid dispersing the powder and avoid breathing on or inhaling the powder.
- Wear disposable gloves to clean up the powder.
- Place a damp cloth or towel over the powder area to minimize entry of powder into the air. Add excess liquid to allow the material to enter solution. After handling, clean the area thoroughly with soap and water, then dry.
- Place all contaminated materials, including damp cloth or towel, and the gloves, into a sealable polyethylene plastic bag. Dispose of according to local requirements for medicinal products.
- Wash your hands thoroughly with soap and water after removing the gloves.
- Please report the release/spillage in accordance with local regulations or to the healthcare professional immediately.


**If the contents of the capsule are attached to the skin or mucous membranes**

- If you touch the drug powder, please wash exposed area thoroughly with running water and soap.
- If drug powder makes contact with one or both of your eyes, remove and discard any contact lenses, if using. Then, thoroughly flush eyes with water for at least 15 minutes. If irritation occurs, please contact an ophthalmologist.

**Proper Technique for Removing Gloves**




Grasp outside edge near wrist



Peel away from hand, turning glove inside-out



Hold in opposite gloved hand



Slide ungloved finger under the wrist of the remaining glove, being careful not to touch the outside of the glove. Peel off from inside, creating a bag for both gloves

- Discard in appropriate container
- Wash your hands with soap and water thoroughly